

# SABLE MARBLE

## Technical Data Sheet



Sable is a medium to dark chocolate colored marble, with heavy color range and veining. The deep earthy tones and wide variety of finishes available, make this stone highly versatile in interior and exterior applications.

SOURCE: North America


### Applications




Arch. Elements



Moldings



Tile



Mosaics


### Considerations



Freeze Thaw



Salt Water



High Variation



High Traffic

### Technical Data

ASTM 97 Density	ASTM 97 Absorption	ASTM C170 Compressive Strength	ASTM C880 Flexural Strength	ASTM 353 Abrasion Resistance
167.4 lbs/ft <sup>3</sup>	0.36%	18,070 (lbs/in <sup>2</sup> ) wet	900 (lbs/in <sup>2</sup> ) wet	45.2

#### Care and Maintenance:

- High acid sensitivity is a property of marble. Care must be taken in the presence of acidic foods and cleaning products.
- Low abrasion resistance is inherent in most marbles. Light scratching will occur with exposure to abrasives. A patina will result over time. It is recommended to use mats at entrances in flooring applications.
- This marble has a low to moderate absorption rate. It is recommended to seal this material prior to use. Sealers allow for additional time to "clean up" the spill, before it has time to result in a stain.